

# WORLD CHRISTIAN ENCYCLOPEDIA

A comparative survey of churches and  
religions in the modern world

SECOND EDITION

David B. Barrett  
George T. Kurian  
Todd M. Johnson

Volume 1:  
The world by countries:  
religionists, churches, ministries

OXFORD  
UNIVERSITY PRESS

2001

OXFORD  
UNIVERSITY PRESS

Oxford New York  
Athens Auckland Bangkok Bogotá Buenos Aires Calcutta  
Cape Town Chennai Dar es Salaam Delhi Florence Hong Kong Istanbul  
Karachi Kuala Lumpur Madrid Melbourne Mexico City Mumbai  
Nairobi Paris São Paulo Shanghai Singapore Taipei Tokyo Toronto Warsaw

and associated companies in  
Berlin Ibadan

Copyright © 2001 by David B. Barrett

Published by Oxford University Press, Inc.,  
198 Madison Avenue, New York, New York 10016  
www.oup.com

Oxford is a registered trademark of Oxford University Press

All rights reserved. No part of this publication may be reproduced,  
stored in a retrieval system, or transmitted, in any form or by any means,  
electronic, mechanical, photocopying, recording, or otherwise,  
without the prior permission of Oxford University Press.

Library of Congress Cataloging-in-Publication Data

World Christian encyclopedia : a comparative survey of churches  
and religions in the modern world / David B. Barrett,  
George T. Kurian, Todd M. Johnson.—2nd ed.

p. cm.

Includes bibliographical references and index.

1. Christianity. 2. Christian sects. 3. Ecclesiastical geography. 4. Christianity—Statistics.  
I. Barrett, David B. II. Kurian, George Thomas. III. Johnson, Todd M.

BR157 .W67 2000 230'.003—dc21 99-057323

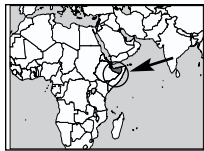
ISBN 0-19-507963-9 (set)

ISBN 0-19-510318-1 (vol. 1)

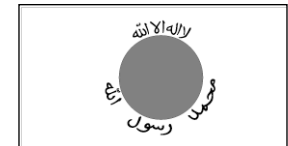
ISBN 0-19-510319-X (vol. 2)

1 3 5 7 9 8 6 4 2

Printed in the United States of America  
on acid-free paper



# SOMALILAND



## SECULAR DATA, AD 2000

**STATE**  
**Official name:** The Somaliland Republic.  
**Short name:** Somaliland. **Adjective of nationality:** of Somaliland.  
**Flag:** That of Somalia; also the indigenous design shown.  
**Area:** 140,000 sq. km. (54,000 sq. mi.).  
**Government:** Provisional republic, since 1991 (1884 British protectorate, 1960 Independence, 1969 leftist military junta).  
**Legislature:** No central government.  
**Official language:** Somali, Arabic.  
**Monetary unit:** 1 Somali shilling (So.Sh.) = 100 cents. **US\$1=** So.Sh. 2,620.  
**Chief cities:** Hargeysa (Hargeisa) 102,618; Berbera 95,288.  
**Political divisions:** 3 provinces.

**DEMOGRAPHY**  
**Population:** 2,833,000.

**Population density:** 20.2/sq. km. (52.4/sq. mi.).  
**Under 15 years:** 1,359,000.  
**Growth rate p.a.:** 3.60% (births 49.94, deaths 16.71).  
**Mortality: infant, per 1,000:** 112.4; **Maternal per 100,000:** 1,700.0.  
**Life expectancy:** 49 (male 47, female 51).  
**Household size:** 5.0. **Floor area per person, sq.m.:** 3.0.  
**Major languages:** Somali, Arabic, English.  
**Urban dwellers:** 27.49%. **Urban growth rate p.a.:** 0.00%.  
**Labor force:** 45%.

**ETHNOLINGUISTIC PEOPLES**  
 89.7% Somali; 3.0% Somali (Ogaden); 3.0% Yemeni Arab; 2.0% Danakil (Afar); 0.8% Omani Arab.

**ECONOMY**  
**National income p.a. per person:** US\$154; **per family:** US\$774.

**EDUCATION**  
**Adult literacy:** 25% (male 35%, female 15%). **Schools:** 200.

**Universities:** 0. **School enrolment:** female/male: 10%/10%.

**HEALTH**  
**Access to health services:** 25%. **Access to safe water:** 20%.  
**Hospitals:** 10 (5 beds per 10,000). **Doctors:** 50.  
**Blind:** 2,500. **Deaf:** 170,000. **Murder rate:** 2.  
**Lepers:** 4,500.

**LITERATURE**  
**New book titles p.a.:** 14 (5 p.a. per million). **Periodicals:** 0.  
**Newspapers:** 0 dailies.

**COMMUNICATION** (per 1,000 people)  
**Phones:** 1 (3% mobile). **Radios:** 20. **TV sets:** 5.  
**Daily newspaper circulation:** <1. **Computers:** 1.

**HUMAN LIFE AND LIBERTY** (optimum condition=100.0%)  
**HDI:** 28.1. **HSI:** 20.0. **HFI:** 15.0. **EFL:** 2.0.

Country Table 1. Religious adherents in Somaliland, AD 1900-2025.

Name	1900		1970		mid-1990		Annual change, 1990-2000				mid-1995		mid-2000		mid-2025	
	Adherents	%	Adherents	%	Adherents	%	Natural	Conversion	Total	Rate	Adherents	%	Adherents	%	Adherents	%
Muslims	164,000	100.0	1,370,230	99.9	2,228,050	99.6	59,202	38	59,240	2.39	2,518,920	99.6	2,820,452	99.6	4,962,250	99.6
<b>Christians</b>	<b>0</b>	<b>0.0</b>	<b>670</b>	<b>0.1</b>	<b>6,910</b>	<b>0.3</b>	<b>184</b>	<b>-35</b>	<b>149</b>	<b>1.97</b>	<b>7,650</b>	<b>0.3</b>	<b>8,401</b>	<b>0.3</b>	<b>14,750</b>	<b>0.3</b>
<i>PROFESSION</i>																
crypto-Christians	0	0.0	650	0.1	4,000	0.2	106	4	110	2.46	4,600	0.2	5,100	0.2	9,300	0.2
professing Christians	0	0.0	20	0.0	2,910	0.1	77	-38	39	1.27	3,050	0.1	3,301	0.1	5,450	0.1
<i>AFFILIATION</i>																
unaffiliated Christians	0	0.0	0	0.0	20	0.0	1	-1	0	0.00	20	0.0	20	0.0	50	0.0
affiliated Christians	0	0.0	670	0.1	6,890	0.3	183	-34	149	1.98	7,630	0.3	8,381	0.3	14,700	0.3
Orthodox	0	0.0	50	0.0	3,600	0.2	96	-16	80	2.03	4,000	0.2	4,400	0.2	7,500	0.2
Independents	0	0.0	20	0.0	2,700	0.1	72	-12	60	2.03	3,000	0.1	3,300	0.1	6,000	0.1
Protestants	0	0.0	0	0.0	280	0.0	7	-2	5	1.66	300	0.0	330	0.0	700	0.0
Anglicans	0	0.0	100	0.0	280	0.0	7	-3	4	1.34	300	0.0	320	0.0	400	0.0
Roman Catholics	0	0.0	500	0.0	30	0.0	1	-1	0	0.33	30	0.0	31	0.0	100	0.0
<i>Trans-megabloc groupings</i>																
Evangelicals	0	0.0	30	0.0	300	0.0	8	17	25	6.25	402	0.0	550	0.0	900	0.0
Pentecostals/Charismatics	0	0.0	20	0.0	2,460	0.1	65	57	122	4.11	3,052	0.1	3,680	0.1	8,000	0.2
<b>Great Commission Christians</b>	<b>0</b>	<b>0.0</b>	<b>600</b>	<b>0.0</b>	<b>2,240</b>	<b>0.1</b>	<b>60</b>	<b>28</b>	<b>88</b>	<b>3.37</b>	<b>2,530</b>	<b>0.1</b>	<b>3,120</b>	<b>0.1</b>	<b>6,000</b>	<b>0.1</b>
Hindus	0	0.0	0	0.0	1,900	0.1	51	-14	37	1.78	2,050	0.1	2,266	0.1	3,000	0.1
Nonreligious	0	0.0	0	0.0	700	0.0	19	9	28	3.45	850	0.0	983	0.0	2,500	0.1
Atheists	0	0.0	100	0.0	240	0.0	6	0	6	2.36	280	0.0	303	0.0	1,000	0.0
Baha'is	0	0.0	0	0.0	200	0.0	5	2	7	3.12	250	0.0	272	0.0	500	0.0
World A (unevangelized persons)	164,000	100.0	1,234,071	90.0	1,342,800	60.0	35,672	-13,300	22,372	1.55	1,467,400	58.0	1,566,649	55.3	2,601,648	52.2
World B (evangelized non-Christians)	0	0.0	136,449	9.9	888,290	39.7	23,611	13,335	36,946	3.54	1,054,950	41.7	1,257,950	44.4	2,367,602	47.5
World C (Christians)	0	0.0	670	0.1	6,910	0.3	184	-35	149	1.97	7,650	0.3	8,401	0.3	14,750	0.3
<b>Country's population</b>	<b>164,000</b>	<b>100.0</b>	<b>1,371,190</b>	<b>100.0</b>	<b>2,238,000</b>	<b>100.0</b>	<b>59,467</b>	<b>0</b>	<b>59,467</b>	<b>2.39</b>	<b>2,530,000</b>	<b>100.0</b>	<b>2,833,000</b>	<b>100.0</b>	<b>4,984,000</b>	<b>100.0</b>

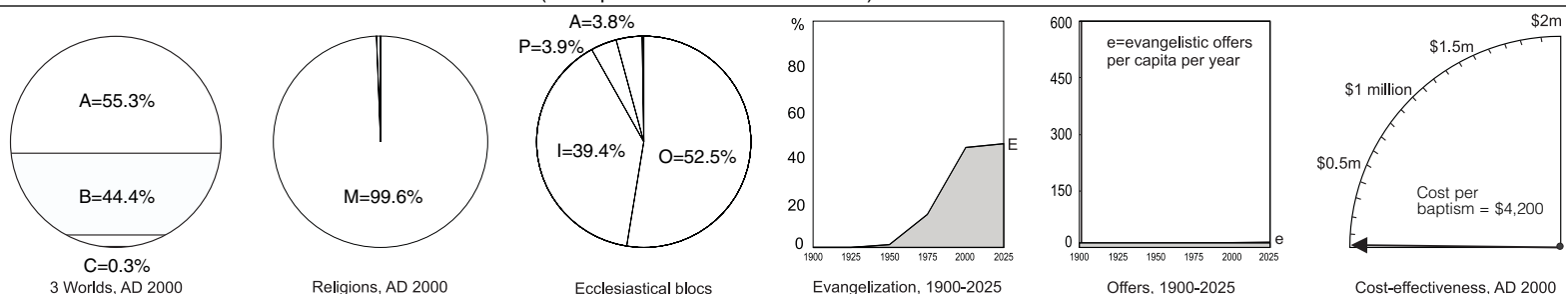
**COLUMNS, ROWS.** For meanings and definitions, see Codebook (Part 3). Note that, by definition, total 'Christians' = professing + crypto-Christians, which also = affiliated + unaffiliated Christians and also = Great Commission Christians + latent Christians. Percentages may not always total exactly, due to rounding.

**NOTES ON RELIGIONS**  
**PROFESSING CHRISTIANS.** Mainly French and British expatriates. Also Ethiopian refugees.

**INDEPENDENTS.** Isolated radio believers scattered across the country and unrelated to existing denominations.

**MUSLIMS.** Mostly Hanafite Sunnis.

Great Commission Instrument Panel: status of Somaliland (for explanation see start of Part 4)



**Country status.** Somaliland, formerly a British overseas protectorate, is a north-eastern African country bordering the Indian Ocean near the opening of the Gulf of Suez. The population is largely engaged in nomadic stock-raising.

### HUMAN LIFE AND LIBERTY

This territory suffers from most of the inadequacies of the parent republic of Somalia. Nevertheless it has escaped the terrible famines and civil wars of further south.

### NON-CHRISTIAN RELIGIONS

*Islam* is the religion of almost the entire population.

### CHRISTIANITY

Only a few Christians have been able to live and worship openly.

**CATHOLIC CHURCH** The Holy See has no diplomatic relations with Somaliland in AD 2000.

**Indigenous missions.** No missionaries have been sent out from the fledgling church in Somaliland.

### FUTURE TRENDS AND PROSPECTS

Few changes are expected in the religious situation in Somaliland before 2025.

Christians will be unlikely to reach 1% of the population before the mid-century. Islam will predominate throughout the period.

### BIBLIOGRAPHY

- A bibliography of British Somaliland.* N. M. Viney. [London: War Office], 1947. 36p. (Microfiche).
- A general survey of the Somaliland Protectorate, 1944-1950.* J. A. Hunt. , 1951.
- Genealogies of the tribes of British Somaliland and Mijertein.* Published under the authority of the Military Government, Somaliland Protectorate, 1944. 32p.
- Peoples of the Horn of Africa: Somali, Afar and Saho.* I. M. Lewis. London: International African Institute, 1969.
- Somaliland.* A. Hamilton. 1911; reprint, Westport, CT: Negro Universities Press, [1970]. 381p.
- 'Sufism in Somaliland: a study in tribal Islam', I. M. Lewis, *Bulletin of the School of Oriental and African Studies* (London) 17 (1955), 581-602, and 18 (1956), 145-60.
- The Christian Church and missions in Ethiopia (including Eritrea and the Somalilands).* J. S. Trimmingham. London: World Dominion Press, 1950. 74p.
- The Mad Mullah of Somaliland.* D. J. Jardine. 1923; reprint, New York: Negro Universities Press, [1969]. 336p.

**Country summary. Worlds A, B, C by ethnolinguistic peoples, cities, and major civil divisions in Somaliland.**

World	PEOPLES							CITIES							CIVIL DIVISIONS						
	Num	Pop 2000	C%	Christians	E%	U%	Unevangelized	Num	Pop 2000	C%	Christians	E%	U%	Unevangelized	Num	Pop 2000	C%	Christians	E%	U%	Unevangelized
A	8	2,826,162	0.09	2,618	45	55	1,566,712	1	95,288	0.20	191	45	55	52,799	3	2,832,677	0.30	8,381	45	55	1,566,720
B	0	0	0.00	0	0	0	0	1	102,618	0.80	821	50	50	51,114	0	0	0.00	0	0	0	0
C	3	6,515	88.44	5,762	100	0	8	0	0	0.00	0	0	0	0	0	0.00	0	0	0	0	0
<b>Total</b>	<b>11</b>	<b>2,832,677</b>	<b>0.30</b>	<b>8,380</b>	<b>45</b>	<b>55</b>	<b>1,566,720</b>	<b>2</b>	<b>197,906</b>	<b>0.51</b>	<b>1,012</b>	<b>47</b>	<b>53</b>	<b>103,913</b>	<b>3</b>	<b>2,832,677</b>	<b>0.30</b>	<b>8,381</b>	<b>45</b>	<b>55</b>	<b>1,566,720</b>

**Country Table 2. Organized churches and denominations in Somaliland.**

Official name (bold type = church with over 10% of all affiliated)	Begun	Type	Counc	Congs	Adults	Affiliated 1970	Affiliated 1995	G%	Names, notes, and other statistics (see Codebook, Part 3)
1	2	3	4	5	6	7	8	9	10
Catholic Church (D Mogadishu)	c1900	R-Lat	P. . . .	1	20	500	30	-10.64	Scattered believers and house churches. Many refugees. Some expatriate Europeans. M=OFM. ECJME. Mainly Arab Anglicans, also British and Americans. Under P Addis Ababa. Ethiopian refugees from recent wars. Isolated radio believers, mostly youths ages 12-25. R=FEBA. SDA. Ethiopian refugees (Tulama/Shoa Golla, Amhara, Tigrai).
Episcopal Ch in Jerus & Middle East		A-Low	Aw. . .	5	200	100	300	0.05	
<b>Ethiopian Orthodox Church</b>	c1960	O-Eth	N. . . .	5	2,000	50	4,000	19.16	
<b>Isolated radio churches</b>	1969	I-3rA	. . . . .	50	2,000	20	3,000	22.19	
Seventh-day Adventist Church	c1975	P-Adv	x. . . .	2	200	-	300	5.00	
<b>Totals</b>				<b>63</b>	<b>4,420</b>	<b>670</b>	<b>7,630</b>		
<i>Churches, members, growth, 1900-2025</i>				<i>Congs</i>	<i>Adults</i>	<i>Affiliated</i>	<i>G%</i>	<i>Total denominations</i>	<i>6 Megablocs:</i>
Total churches, members, and denominations (mid-1900)				0	0	0	0.00	1	O R A P I m
Total churches, members, and denominations (mid-1970)				7	390	670	15.00	4	0 1 0 0 0 0
Total churches, members, and denominations (mid-1990)				40	4,000	6,890	12.36	5	1 1 1 1 1 0
Total churches, members, and denominations (mid-1995)				63	4,420	7,630	2.06	5	1 1 1 1 1 0
Total churches, members, and denominations (mid-2000)				80	4,900	8,381	1.90	5	1 1 1 1 1 0
Total churches, members, and denominations (mid-2025)				200	8,500	14,700	2.27	5	1 1 1 1 1 0